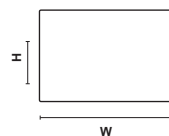


Profiles for railway ties



Cross-section

Dimensions W x H x max. L



240 x 160 x 6000 mm
240 x 180 x 6000 mm
260 x 160 x 6000 mm
260 x 180 x 6000 mm



Important experiences:

- the threshold screw holes must be drilled accurately
- the area around the screw head must also be drilled
- the round threaded railway tie screw SS35 must be used
- when filling and lifting, it must be ensured that the railway ties are not bent due to the elasticity (perhaps by using additional winches)
- maximum axle load of 16 t
- maximum speed of 80 km/h



Reluma International GmbH

Headquarters

Hirschleithe 10
09518 Grossrueckerswalde
Germany

Branch

Beutenstraße 1
96317 Kronach
Germany

Contact

Phone: +49 3735 / 668128-0
Telefax: +49 3735 / 668128-28
info@reluma-international.com

Internet

www.reluma-international.com
www.facebook.com/relumat

Commercial register


Amtsgericht Chemnitz
HRB 27000

Tax numbers

VAT ID: DE 280 450 202
Tax no.: 228/117/00618

Executive director

Hans-Georg Simon



Effective: 08/2016

*Everyone talks about environmental protection -
we practice it and reduce the CO₂ emissions!*

Definitive solutions from 100% synthetic waste



Hydraulic engineering

Earthworks

Gardening and landscaping

Railway construction

Other applications

In cooperation with our development partners:



Reluma International GmbH

Hirschleithe 10 · 09518 Grossrueckerswalde · Germany
Phone: +49 (0) 3735 / 668128 - 0 · Telefax: 668128 - 28

www.reluma-international.com

*Everyone talks about environmental protection -
we practice it and reduce the CO₂ emissions!*

Railway ties made of Relumat2000:

Advantages:

- consists of 100% recycled plastic
- environmentally friendly
- 100% dimensional stability, no deformation
- lighter than concrete railway ties
- easy mechanical processing
- available in all required dimensions
- no impregnation with carbolineum or other waterproofing compounds is required, thus no outgassing in the summer or during processing, thus significantly more eco-friendly
- higher weatherability
- no damage by pests (fungus, insects) possible
- no cracking by desiccation
- after processing there are no unimpregnated, weathering-prone areas
- no water absorption
- electrical and insulation performance is excellent
- soundproofing
- steering stability, better linkage with the track bed
- 100% recyclable again
- flame retardant

Components of Relumat2000:

Relumat2000 is a synthetic material with the following components: PE (polyethylene), PP (polypropylene), other plastics (without PVC and PET) and other ingredients (glass, sand, aluminum, etc.) *


* Only certain products contain additional ingredients.

RAILWAY CONSTRUCTION

Using our products in railway construction

Since over 10 years, railway ties made of Relumat2000 are produced and used at tram lines and narrow-gauge railways.

The Dresdner Verkehrsbetriebe (Dresden Transports) have taken a leading role and use our recycling plastic railway ties since 2003.




Railway switch in Budapest (Tram)



Park railway in Berlin



Prefabricated track sections



Screwing the rail on the railway tie



Trackbed of Weißeritztalbahn



Trackbed of park railway in Dresden



Filling of trackbed



Swapping of railway ties at tram line in Berlin



Trackbed of tram line in Dresden



Trackbed of tram line in Berlin